


PALLY BIKASH KENDRA
Consolidated Statement of Financial Position
As at June 30 2016

Particulars	Notes	Amount in Taka	
		June 30,2016	June 30,2015
A. Property Plant & Equipment	3		
At cost		30,565,631	29,081,863
Less : Accumulated depreciation		15,489,899	13,264,750
		15,075,732	15,817,113
B. Current Assets			
Advances, Deposit and Prepayments	4	36,034,497	33,087,713
Revolving loan	5	671,203,017	519,558,233
Investment	6	45,600,504	65,013,674
Cash and bank balances	7	33,583,943	48,182,234
		786,421,961	665,841,854
C. Current Liabilities			
Loan fund	8	293,788,831	272,135,000
Accounts Payable	9	14,228,871	11,059,299
Members' savings account	10	246,071,670	198,008,510
Reserves	11	73,428,318	59,843,100
		627,517,690	541,045,909
D. Net Current Assets (B-C)		158,904,271	124,795,945
E. Inter-Project Transactions	12	-	-
F. Net Assets (A+D)		173,980,003	140,613,058
<u>FINANCED BY</u>			
G. Fund Account	13	173,980,003	140,613,058
		173,980,003	140,613,058

The annexed notes 1 to 18 & annexure-A form an integral part of these financial statements.


Chief Executive Officer


Treasurer


Chairman

igned in term of our separate report of event date

ated: Dhaka
October 29, 2016

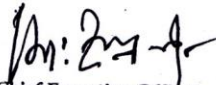




Rahman Mostafa Alam & Co.
Chartered Accountants

PALLY BIKASH KENDRA
Consolidated Statement of Profit or Loss & Other Comprehensive Income
for the year ended June 30, 2016

Particulars	Notes	Amount in Taka	
		2015-2016	2014-2015
<u>INCOME</u>			
Service charge	14	137,103,716	108,665,472
Members Fee		1,800	1,600
Grants		22,149,866	31,071,510
Interest on investment	15	3,982,398	3,322,910
		<u>163,237,780</u>	<u>143,061,492</u>
<u>EXPENDITURE</u>			
Administrative Expenses			
Salary and allowances		58,300,006	56,326,485
Administrative expenses	16	4,561,185	4,621,020
Travelling and conveyance		2,382,735	2,780,446
Office expenses	17	9,717,975	8,622,300
Utilities		1,355,055	1,310,094
Bank Charges & Commission		477,486	735,768
Professional and legal fees	18	149,500	115,000
Expenses against reserve		6,628,216	5,455,193
Others administrative expenses		111,556	80,145
Program Expenses			
Program Expenses		18,678,589	23,164,051
Financial Expenses			
		14,080,502	10,884,944
Non-Operating Expenses			
		19,231,765	11,643,155
Total (A+B+C+D)		<u>135,674,570</u>	<u>125,738,601</u>
		<u>27,563,210</u>	<u>17,322,891</u>
Provision for taxation		793,549	628,227
Net Surplus / (Deficit) for the year		<u>26,769,661</u>	<u>16,694,664</u>
		<u>163,237,780</u>	<u>143,061,492</u>

annexed notes 1 to 18 & annexure-A form an integral part of these financial statements.


 Chief Executive Officer



 Treasurer


 Chairman

and in term of our separate report of event date

Dhaka
 29, 2016




 Rahman Mostafa Alam & Co.
 Chartered Accountants

PALLY BIKASH KENDRA
Consolidated Statement of Cash Flow
for the year ended June 30, 2016

Particulars	Amount in Taka	
	2015-2016	2014-2015
A. Cash Flow from Operating Activities:		
Surplus for the year	26,769,661	16,694,664
Prior year Adjustment	6,597,284	(62,246)
Accumulated depreciation	2,225,149	1,307,791
Provision and reserve	13,585,218	15,335,769
Advances	(2,946,784)	45,286,179
Accounts payable	3,169,572	(51,217,005)
Revolving Loan	(151,644,784)	(63,177,126)
Net cash flow from operating activities (A)	(102,244,684)	(35,831,974)
B. Cash Flow from Investing Activities:		
Acquisition of fixed assets	(1,483,768)	(3,881,360)
Increase in investment	19,413,170	(29,650,010)
Net cash flow from investing activities (B)	17,929,402	(33,531,370)
C. Cash Flow from Financing Activities:		
Loan from other source	21,653,831	46,684,999
Members' savings account	48,063,160	25,035,723
Net cash flow from financing activities (C)	69,716,991	71,720,722
D. Net Increase in Cash & Cash Equivalent (A+B+C)	(14,598,291)	2,357,378
Cash & Cash Equivalent at the beginning of the year	48,182,234	45,824,856
Cash & Cash Equivalent at the ending of the year	33,583,943	48,182,234

