





**PALLY BIKASH KENDRA**  
**Consolidated Statement of Financial Position**  
**As at June 30, 2015**

Particulars	Notes	Amount in Taka	
		June 30, 2015	June 30, 2014
<b>A. Property Plant &amp; Equipment</b>	<b>3</b>		
At cost		29,081,863	25,200,503
Less : Accumulated depreciation		13,264,750	11,956,959
		<b>15,817,113</b>	<b>13,243,544</b>
<b>B. Current Assets</b>			
Advances, Deposit and Prepayments	4	33,087,713	78,373,892
Revolving loan	5	519,558,233	456,381,107
Investment	6	65,013,674	35,363,664
Cash and bank balances	7	48,182,234	45,824,856
		<b>665,841,854</b>	<b>615,943,519</b>
<b>C. Current Liabilities</b>			
Loan fund	8	272,135,000	225,450,001
Accounts Payable	9	11,059,299	62,276,304
Members' savings account	10	198,008,510	172,972,787
Reserves	11	59,843,100	44,507,331
		<b>541,045,909</b>	<b>505,206,423</b>
<b>D. Net Current Assets (B-C)</b>		<b>124,795,945</b>	<b>110,737,096</b>
<b>E. Inter-Project Transactions</b>	<b>12</b>	-	-
<b>F. Net Assets (A+D)</b>		<b>140,613,058</b>	<b>123,980,640</b>
<b><u>FINANCED BY</u></b>			
<b>G. Fund Account</b>	<b>13</b>	140,613,058	123,980,640
		<b>140,613,058</b>	<b>123,980,640</b>

The annexed notes 1 to 18 & annexure-A form an integral part of these financial statements.

  
Treasurer  
Pally Bikash Kendra

  
Chairman  
Pally Bikash Kendra

  
Chief Executive Officer  
Pally Bikash Kendra

Signed in term of our separate report of event date

Dated: Dhaka  
October 25, 2015

  
Rahman Mostafa Alam & Co.  
Chartered Accountants







**PALLY BIKASH KENDRA**  
Consolidated Statement of Profit or Loss & Other Comprehensive Income  
for the year ended June 30, 2015

Particulars	Notes	Amount in Taka	
		2014-2015	2013-2014
<b>INCOME</b>			
Service charge	14	108,665,472	95,325,132
Other sales		1,600	516,879
Grants		31,071,510	44,104,152
Interest on investment	15	3,322,910	3,288,605
		<u>143,061,492</u>	<u>143,234,768</u>
<b>EXPENDITURE</b>			
<b>A. Administrative Expenses</b>			
Salary and allowances		56,326,485	49,844,069
Administrative, selling and distribution	16	4,621,020	3,738,280
Travelling and conveyance		2,780,446	2,542,454
Office expenses	17	8,622,300	8,436,133
Utilities		1,310,094	1,123,980
Bank Charges & Commission		735,768	403,107
Professional and legal fees	18	115,000	152,750
Expenses against reserve		5,455,193	1,068,499
Others administrative expenses		80,145	121,422
<b>B. Program Expenses</b>			
Program Expenses		23,164,051	35,260,947
<b>C. Financial Expenses</b>			
		10,884,944	7,497,512
<b>D. Non-Operating Expenses</b>			
		11,643,155	12,080,522
<b>Total (A+B+C+D)</b>		<u>125,738,601</u>	<u>122,269,675</u>
		<u>17,322,891</u>	<u>20,965,093</u>
Provision for taxation		628,227	960,000
<b>E. Net Surplus / (Deficit) for the year</b>		<u>16,694,664</u>	<u>20,005,093</u>
		<u>143,061,492</u>	<u>143,234,768</u>

The annexed notes 1 to 18 & annexure-A form an integral part of these financial statements.

  
Treasurer  
Pally Bikash Kendra

  
Chairman  
Pally Bikash Kendra

  
Chief Executive Officer  
Pally Bikash Kendra

Signed in term of our separate report of event date

Dated: Dhaka  
October 25, 2015

  
Rahman Mostafa Alam & Co.  
Chartered Accountants





**PALLY BIKASH KENDRA**  
**Consolidated Statement of Cash Flow**  
**for the year ended June 30, 2015**

Particulars	Amount in Taka	
	2014-2015	2013-2014
<b>A. Cash Flow from Operating Activities:</b>		
Surplus for the year	16,694,664	20,005,093
Prior year Adjustment	(62,246)	(1,244)
Accumulated depreciation	1,307,791	1,785,701
Provision and reserve	15,335,769	(12,715,746)
Advances	45,286,179	2,552,682
Accounts payable	(51,217,005)	(4,247,747)
Revolving Loan	(63,177,126)	(73,759,775)
<b>Net cash flow from operating activities (A)</b>	<b>(35,831,974)</b>	<b>(66,381,036)</b>
<b>B. Cash Flow from Investing Activities:</b>		
Acquisition fo fixed assets	(3,881,360)	(874,807)
Increase in investment	(29,650,010)	449,071
<b>Net cash flow from investing activities (B)</b>	<b>(33,531,370)</b>	<b>(425,736)</b>
<b>C. Cash Flow from Financing Activities:</b>		
Loan from other source	46,684,999	59,700,000
Members' savings account	25,035,723	26,242,839
<b>Net cash flow from financing activities ( C )</b>	<b>71,720,722</b>	<b>85,942,839</b>
<b>D. Net Increase in Cash &amp; Cash Equivalent (A+B+C)</b>	<b>2,357,378</b>	<b>19,136,067</b>
Cash & Cash Equivalent at the beginning of the year	45,824,856	26,688,789
<b>Cash &amp; Cash Equivalent at the ending of the year</b>	<b>48,182,234</b>	<b>45,824,856</b>

